



Minibeasts under logs


How to look for animals under logs

All you need to look under logs is your eyes and some logs! Look for logs in the woodland.

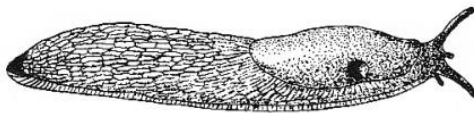
- Always be careful not harm any animals
- Lift a log carefully and lay it on the ground
- Look at the animals that live under the log
- Can you use the chart to identify them?
- How many legs do they have?
- Are they all the same?
- Why not see if you can draw one of them.
- When you have finished looking carefully put the log back in exactly the same place.
- Lower the log slowly so the animals don't get squashed.
- Try not to stand on the logs in case the animals that live under them get crushed.
- Enjoy!

Minibeasts under logs ID chart


Animals with no legs



Snail



Slug

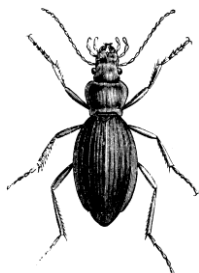


Worm

Animals with 6 legs



Devil's
coach horse



Ground beetle



Earwig



Black
garden ant



Common
red ant

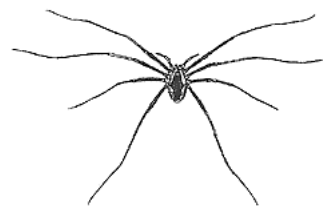
Animals with 8 legs



Velvet mite




Woodlouse spider



Harvestman

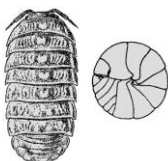
Animals with more than 8 legs



Woodlouse



Pill bug



Centipede



Millipede